

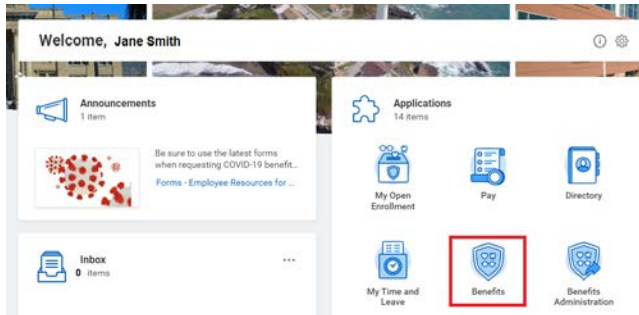
# Viewing Your Electronic 1095-C



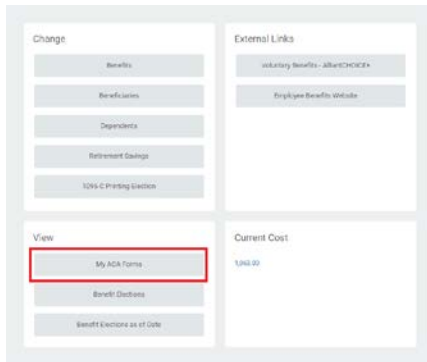
## Viewing Your Electronic 1095-C

From the Benefits worklet:

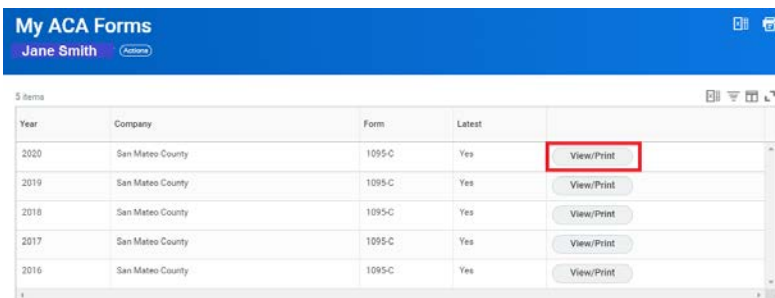
1. Click the **Benefits** link on the Workday homepage.




2. Click on **My ACA Forms** under **View**.



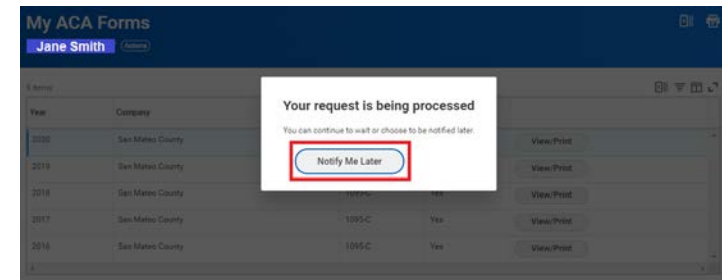
3. Click on **View/Print** to view or print your 1095-C.



4. **Option 1** - You can wait for the PDF file to download, and the 1095-C will display on the screen.



- Option 2** – Click on **Notify Me Later** (go to step 5)



5. The 1095-C link will display on the upper right-hand corner, click the **1095-C Form 2020 pdf link** to download.

